

Converts Foreign Electricity to North American Standard

Use the Voltage Valet™ 50/2000 Watt Voltage Converter to safely operate your 110-120 volt North American personal appliances while traveling in foreign countries that use 220-240 volt electricity. Select the 50 watt transformer setting for small electronic and motorized appliances rated up to a maximum of 50 watts and the 2000 watt solid state converter setting for NON-ELECTRONIC heating appliances rated up to a maximum of 2000 watts. The International Adaptor Plug Set (adaptors A, B, C, D) included with model VCSP, modifies electrical outlets to allow use of the converter in most countries. See reverse side for country list.



Use with NON-ELECTRONIC heating appliances** rated up to 2000 watts MAXIMUM such as:

Clothes Steamers	Food/Bottle Warmers	Irons
Coffee Makers	Hair Dryers	Incandescent Lamps
Electric Blankets	Heating Pads	
Electric Curlers	Immersion Heaters	

DUTY CYCLE AT 2000 WATTS: MAXIMUM ON 10 MINUTES, MINIMUM OFF 60 MINUTES

**IMPORTANT: Electronically controlled coffee makers, electric blankets, curling irons, hair straighteners, irons, etc., that use digital timing/temperature circuits or have auto-start/auto-shutoff features may be damaged if used on the 2000 watt setting.

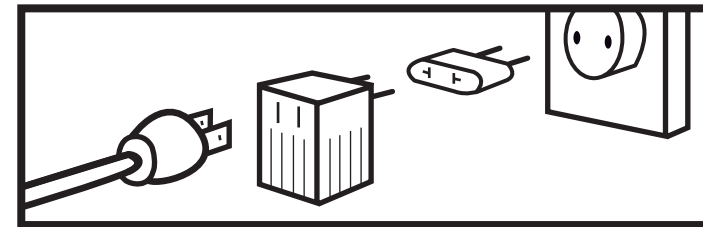
CAUTION: The Voltage Valet™ 50/2000 Watt Voltage Converter should never be used with clocks, computers, television sets, high fidelity equipment, typewriters, hooded hair dryers, projectors, kitchen appliances or any permanently installed electrical equipment. The converter IS NOT DESIGNED FOR CONTINUOUS USE.

Use with motorized and electronic appliances rated up to 50 watts MAXIMUM* such as:

Battery Chargers	Digital Cameras
Camcorders	Electric Shavers
CD/MP3/DVD Players	Oral Hygiene Devices
Cell Phones	Radios
Contact Lens Sterilizers	Sound Machines

*IMPORTANT: Electronic and motorized appliances rated OVER 50 watts may be damaged if used with the converter.

How to Use the Voltage Valet™ 50/2000 Watt Voltage Converter



READ ALL INSTRUCTIONS.

1. Check the wattage rating on your appliances.
2. If using appliances rated up to 50 watts maximum (electronic, motorized or heating) set the wattage selector to 50; if using NON-ELECTRONIC heating appliances rated from 50 watts up to 2000 watts maximum set the wattage selector switch to 2000.
3. Insert your 110-120 volt appliance plug into the converter (be sure appliance is turned off).
4. Plug the converter into the 220-240 volt foreign wall outlet. If an adaptor plug is needed (see section on adaptor plugs) select the appropriate adaptor, snap it onto the converter's two round pins and then plug into the wall outlet.

Important - Please read...

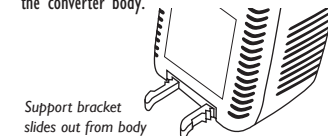
- Before using your Voltage Valet™ converter, check to see if the electrical outlet is 110-120 volts or 220-240 volts. Your converter will not work in a 110-120 volt outlet, and both it and your appliance may be seriously damaged or ruined if used incorrectly.
- All Voltage Valet™ converters are equipped with an internal shut-off and reset system. When it becomes overworked it will automatically shut itself off. Should this occur, remove the converter from the outlet and allow a short period for it to cool down and reset itself.
- Some motorized appliances may operate a bit slower when used in foreign countries. This is normal and will not harm your appliances.
- At times there may be a low humming sound in the converter — this is normal.
- Remove your Voltage Valet™ converter from the wall outlet when not in use.

We guarantee each new converter to be free from defects in material or workmanship and to perform under normal use and service. This guarantee shall run for a period of one year from the date of purchase, and obligations under this guarantee are limited to remedying any defect or replacing any defective part and shall be effective only if the defective unit is returned to us within 12 months after purchase. Damage due to abuse or misuse is not covered by this guarantee. We shall not be responsible for any other loss or damage that may arise through the use by a purchaser or others of this device, and the purchaser assumes such responsibility and will hold Hybrinetics, Inc. harmless in respect to all such loss or damage.

Important: This is a factory direct warranty, valid in North America only. Do not return defectives to your retailer. All defectives must be returned to the factory accompanied by a sales receipt with the original date of purchase. For more information please call our toll free number: (800) 247-6900.

Support Bracket

To help support the converter when using with an adaptor plug: Slide the support bracket out from the converter body until it stops. Pinch the tips of the support bracket together and pull out to the desired length. To return the support bracket inside the converter body, pinch the bracket tips together and push in until the support bracket is flush with the converter body.



Support bracket slides out from body

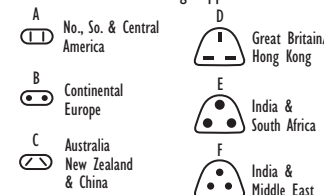
Voltage Valet Division Hybrinetics, Inc.

225 Sutton Place
Santa Rosa, CA 95407
E-mail: hybrinet@voltagevalet.com
Web Site: www.voltagevalet.com

©2006 HYBRINETICS, INC.

Adaptor Plugs

Electrical wall outlets around the world differ in shape, assortment, and arrangement of outlet holes. The most common outlet requires two round pins (Continental Europe type). These round pins have been designed into all Voltage Valet™ converters. Many countries, however, use other types of outlets that require an adaptor plug. Voltage Valet™ offers five different adaptor plugs for use with voltage converters and dual voltage appliances.



IMPORTANT NOTE: Adaptor plugs DO NOT convert voltage. They only enable you to plug your converter or dual voltage appliance into a foreign wall outlet.

Country List

Below is a list of popularly traveled countries and the Voltage Valet™ adaptor plug(s) required for each. Check the list to determine which adaptor plug(s), if any, you need to operate your voltage converter or dual voltage appliance. It is recommended that you carry all of the adaptor plugs listed for each country. **NOTE: Some countries in Continental Europe have recessed electrical outlets. Use the 'B' adaptor plug with your voltage converter to fit into these recessed outlets.**

Afghanistan B,F	Germany B	Pakistan B,F
Algeria B,F	Greece B	Paraguay B
Argentina B,C	Guatemala A	Peru A,B
Australia C	Hong Kong D,E	Philippines A,B
Austria B	Hungary B	Poland B
Bahamas A	India E,F	Portugal B
Belgium B	Indonesia B	Romania B
Bolivia A,B	Ireland D,E	Russia B
Brazil A,B	Israel B	Saudi Arabia A,B,D
Burma B,D,F	Italy B	Scotland D,E
Canada A	Japan A	Singapore B,D,F
Chile B	Jordan B,D,F	South Africa E
China B,C,D	Kenya B,D,F	Spain B
Colombia A	Korea A,B	Sri Lanka B,F
Congo, D. Rep. B,F	Kuwait B,D,F	Sweden B
Costa Rica A	Lebanon B,F	Switzerland B
Czech Rep. B	Luxembourg B	Tahiti A,B
Denmark B	Malaysia D	Taiwan A
Ecuador A	Mexico A	Tanzania D,F
Egypt B	Morocco B,F	Thailand A,B
England D,E	Nepal B,F	Turkey B
Ethiopia B,F	Netherlands B	Ukraine B
Fiji C	New Zealand C	U. Arab. Emirates D,F
Finland B	Nigeria D,F	Uruguay B
France B	Norway B	Venezuela A
		Vietnam A,B

Instructions



Voltage Valet™

50/2000 Watt
Voltage Converter

Model VCSP & VCSP

